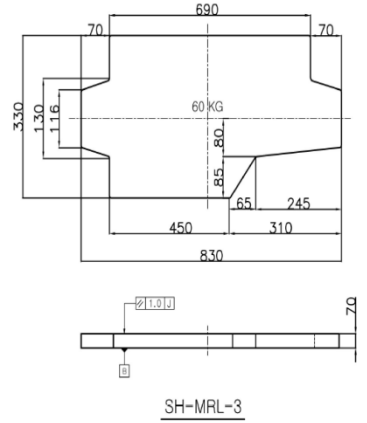
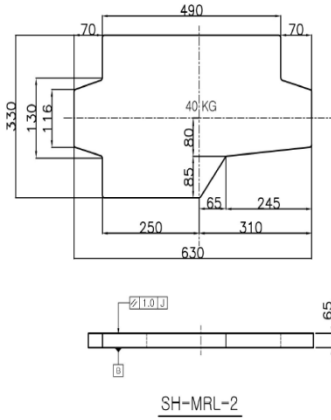
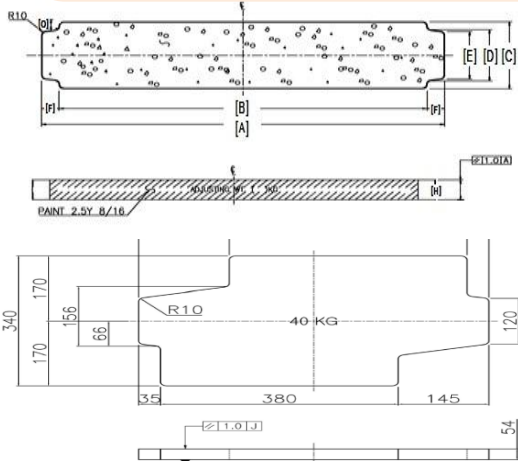


# P.C. Weight 규격표

## Dimension of PC Weights



제품번호	A	B	C	D	E	F	O	H	중량	канал	비중
SH-24A	610	460	140	75	72	75	32.5	90	24	100	3.8
SH-32A	735	635	170	82	76	50	44	75	32	100	3.7
SH-32A2	735	635	170	82	76	50	44	80	32	100	3.5
SH-40A	850	700	190	105	95	75	42.5	80	40	125	3.5
SH-40A2	850	700	190	105	95	75	42.5	100	40	125	2.8
SH-40B	940	800	170	105	95	70	32.5	75	40	125	3.6
SH-45A	940	800	200	105	95	70	47.5	90	45	100	2.9
SH-50A	870	730	190	130	116	70	30	90	50	150	3.6
SH-50B	850	710	200	130	116	70	35	85	50	150	3.7
SH-50C	940	790	250	130	116	75	60	70	50	150	3.3
SH-60A	870	720	250	130	116	75	60	100	60	150	3.0
SH-60C	970	820	200	130	116	75	35	100	60	150	3.3
SH-60D	1120	970	250	130	116	75	60	70	60	150	3.3
SH-65A	920	790	250	130	116	65	60	90	65	150	3.4
SH-70A	1138	1008	220	105	95	65	57.5	80	70	125	3.7
SH-70A2	1138	1008	220	105	95	65	57.5	100	70	125	3.0
SH-70B	1130	980	250	130	116	75	60	75	70	150	3.5
SH-70C	970	820	250	130	116	75	60	90	70	150	3.5
SH-70C2	970	820	250	130	116	75	60	100	70	150	3.1
SH-70D	900	750	210	130	110	75	40	110	70	150	3.7
SH-80A	1138	988	220	130	116	75	45	100	80	150	3.4
SH-80B	900	750	260	130	110	75	65	100	80	150	3.8
SH-100A	1100	950	280	130	120	75	75	100	100	150	3.6
SH-100B	1410	1270	300	130	120	70	85	70	100	150	3.6
SH-100B2	1410	1270	300	130	120	70	85	100	100	150	2.5
SH-100F	1160	1020	300	130	120	70	85	85	100	150	3.9
SH-100F2	1160	1020	300	130	120	70	85	100	100	150	3.1
SH-100G	1070	920	270	130	120	75	70	100	100	150	4.1
SH-100G2	1070	920	300	130	120	75	85	100	100	150	3.4
SH-115A	1415	1272	300	180	170	71.5	60	75	115	200	3.8
MRL-1	560	380	340	130	120	-	-	54	40	150	4.9
MRL-2	630	490	330	130	116	-	-	65	40	150	4.0
MRL-3	830	690	330	130	116	-	-	70	60	150	3.9

주소: 충남 당진시 면천면 산업단지길 17-20  
 Tel: 041-358-5890, Fax: 041-358-5885